



## Technical Service BULLETIN

October 18, 2002

Title:

### TRAILER WIRE HARNESS

Models:

**4Runner, Highlander, Land Cruiser, RAV4,  
Sienna, Tacoma & Tundra**

AX006-02

ACCESSORIES

**Introduction** Beginning in 2000, the accessory trailer wire harness supplier was changed and a new design was adopted which incorporated in-line fuses in the tow wire harness in addition to the vehicle fuse. This bulletin identifies the fuse location to supplement dealer diagnostics troubleshooting. In the future please reference the accessory trailer wire harness Owner's Guide for the vehicle specific diagnostic procedures. As a general note please place the towing wire harness Owner's Guide in glove box after every DIO installation.

#### Applicable Vehicles

- **4Runner, Highlander, Land Cruiser, RAV4, Sienna, Tacoma, and Tundra** vehicles using the **Accessory Towing Receiver Hitch** and **factory Towing Receiver Hitch** option. (See table below for applicable model years.)

#### Accessory Wire Harness Kit Information

VEHICLE	MODEL YEAR	ACCESSORY KIT PART NUMBER	LOCATION	FUSE CAPACITY
4Runner	2001–2002	08921–35860	Engine Room Junction Block	25A (Towing)
Highlander	2002–2003	08921–48040	Engine Room Junction Block	20A (Towing)
Land Cruiser	2000*	08921–60820	LH Cowl Junction Block (LH Kick Panel)	15A (Tail) 15A (Stop)
	2001–2002	08921–60840	LH Rear Quarter Panel	30A
RAV4	2001	08921–42860	RH Rear Quarter Panel	<u>In-Line</u> 5A (Tail) 5A (Stop)
Sienna	2000–2003	08921–08860	Rear Hatch Scuff Plate	<u>In-Line</u> 5A (Tail) 5A (Stop) 5A (LH Turn) 5A (RH Turn)
Tacoma	1996–2001	08921–04810–AA	Regular & Double Cab: LH Rear Cab Back Panel	
	2002	08921–04860	Xtracab: Jack Storage Compartment	
Tundra	2000–2002	81985–35060	Engine Room (Battery & Terminal)	30A

\* Applies to 2000 model year vehicles produced on or after VIN JT3HT05JXY0094690.

#### Warranty Information

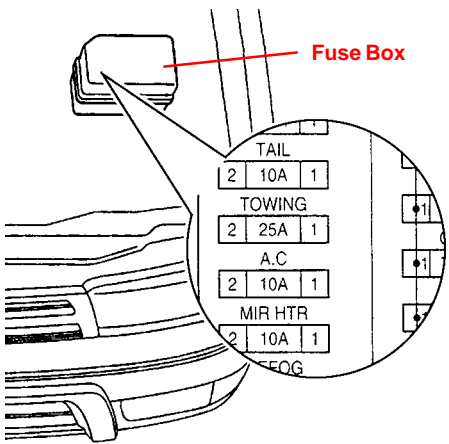
OP CODE	DESCRIPTION	TIME	OFF	T1	T2
N/A	Not Applicable to Warranty	–	–	–	–



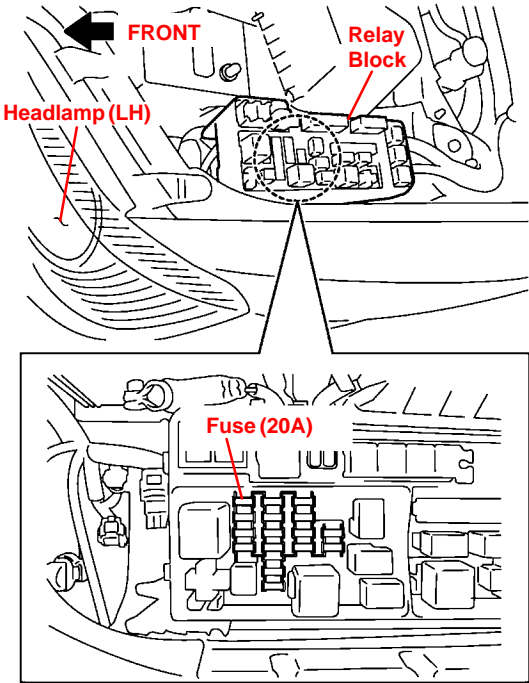
Toyota Supports ASE Certification

Wire Harness  
Fuse  
Location

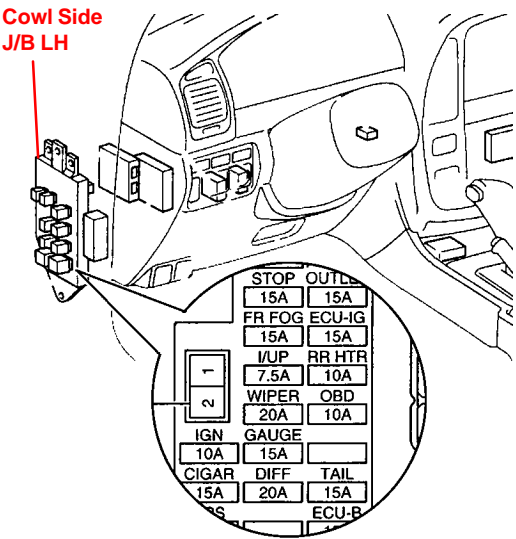
4Runner



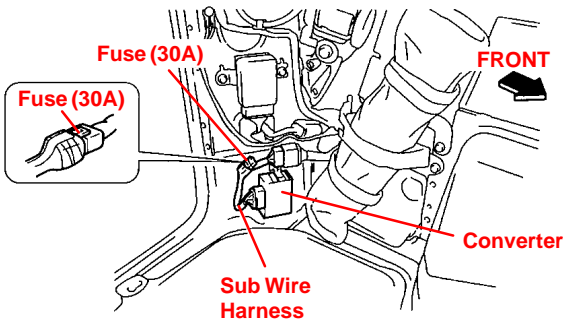
Highlander



Land Cruiser ('00 MY)

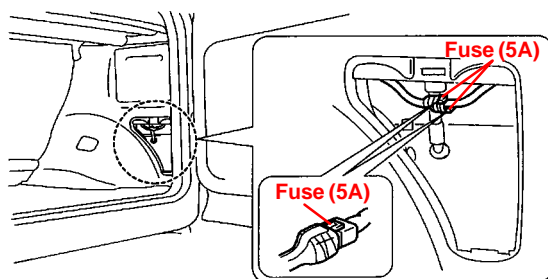


Land Cruiser ('01-'02 MY)

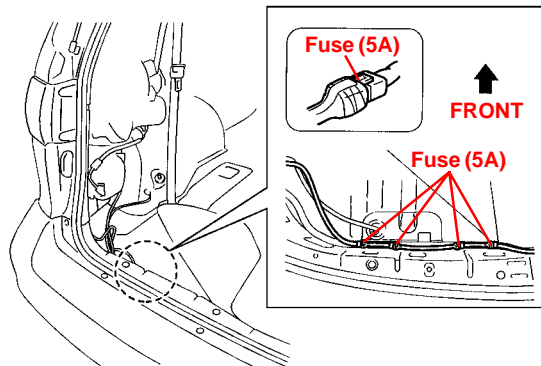


**Wire Harness  
Fuse  
Location  
(Continued)**

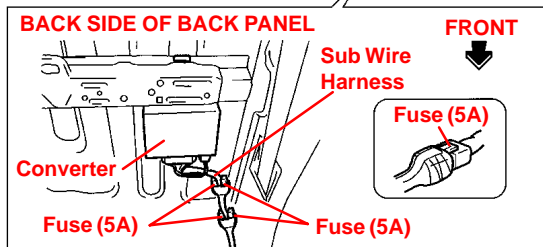
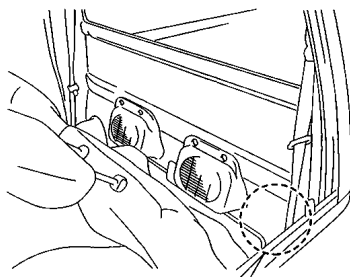
**RAV4**



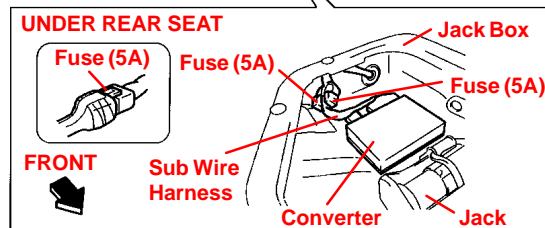

**Sienna**



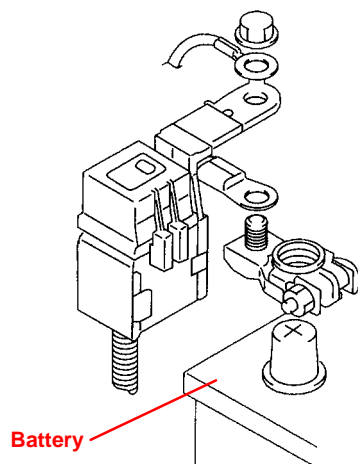
**Tacoma (Regular & Double Cab)**



**Tacoma (Xtracab)**



**Tundra**

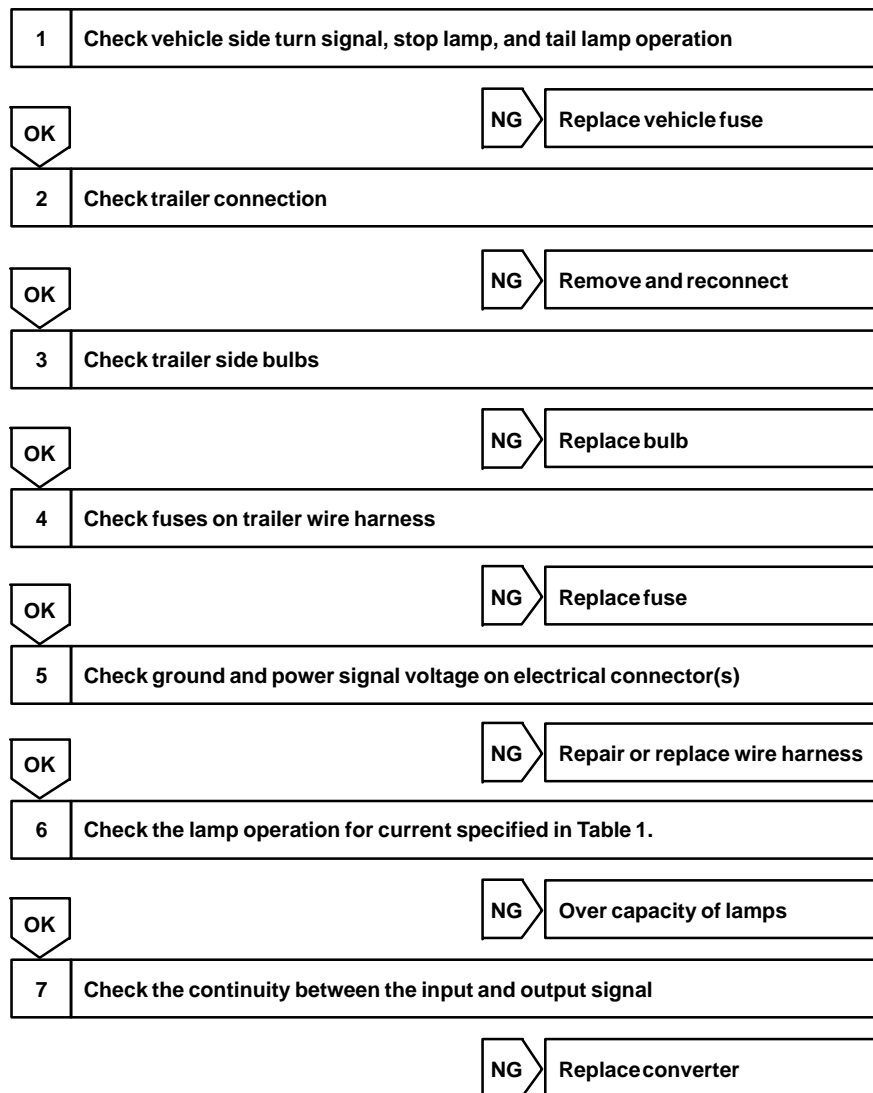


**Trouble-  
shooting  
Procedure**

Perform the following procedure if there is any lamp malfunction.

**CAUTION:**

Ensure that lamp switch is OFF before taking measures or checking.

**Troubleshooting Chart 1: Land Cruiser ('00), RAV4, Sienna, & Tacoma**

**Table 1: Rated Current for Land Cruiser ('00), RAV4, Sienna, & Tacoma**

MODEL	RATED CURRENT	
RAV4, Sienna, Tacoma	TAIL	MAX 3.5A
	STOP/TURN (RIGHT)	MAX 2.1A
	STOP/TURN (LEFT)	MAX 2.1A
Land Cruiser ('00)	TAIL	MAX 5.5A
	STOP/TURN (RIGHT)	MAX 4.2A
	STOP/TURN (LEFT)	MAX 4.2A

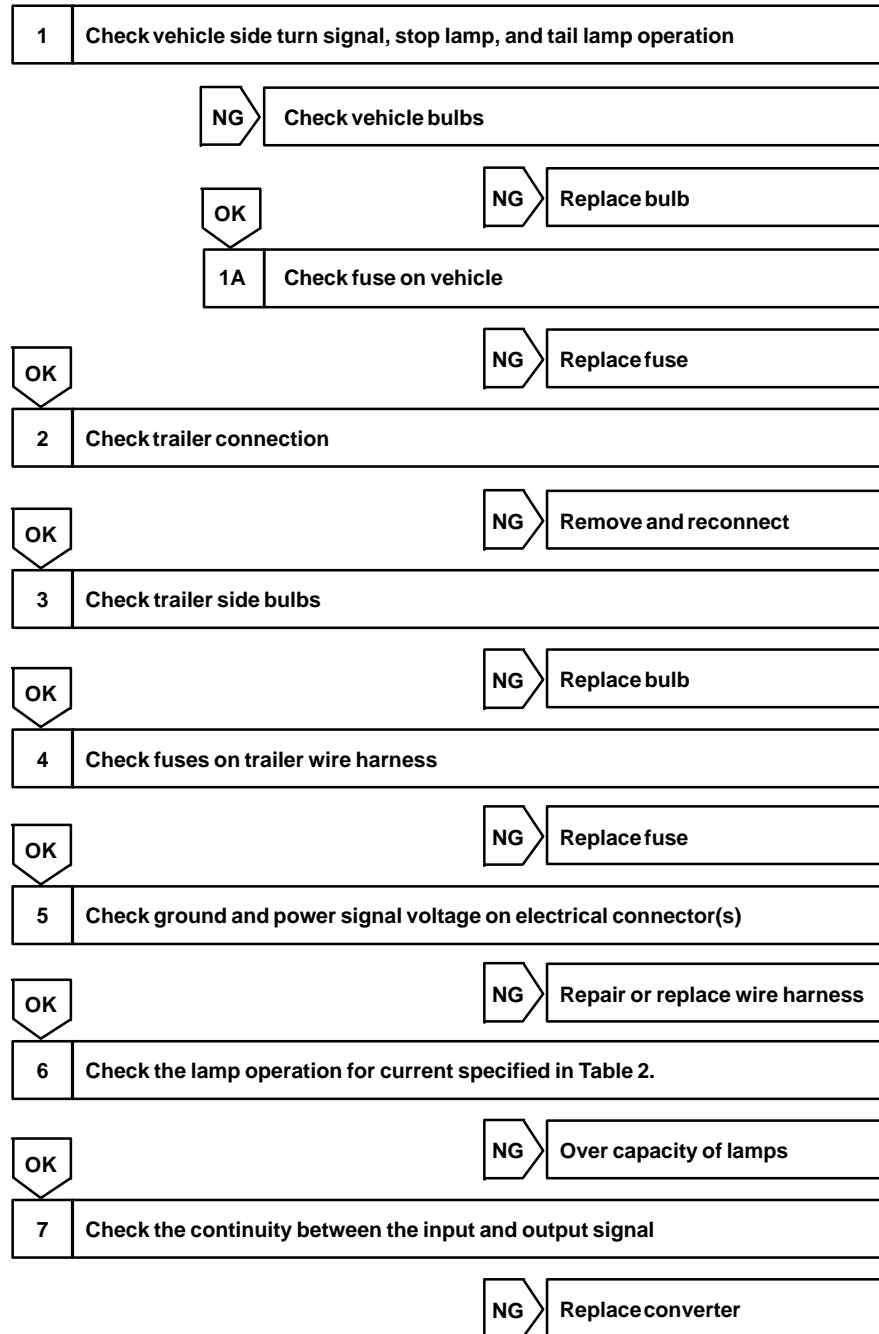
**Trouble-  
shooting  
Procedure**  
(Continued)

Perform the following procedure if there is any lamp malfunction.

**CAUTION:**

Ensure that lamp switch is OFF before taking measures or checking.

**Troubleshooting Chart 2: 4Runner, Highlander, Land Cruiser ('01-'02), & Tundra**



**Table 2: Rated Current for 4Runner, Highlander, Land Cruiser ('01-'02), & Tundra**

MODEL	RATED CURRENT	
4Runner, Highlander, Land Cruiser ('01-'02), Tundra	TAIL	MAX 7.8A
	STOP/TURN (RIGHT)	MAX 4.5A
	STOP/TURN (LEFT)	MAX 4.5A